



DESIGNED FOR
YOUR EVERY MOMENT



GEELY EX5 EM-i
THE BORN SUPER HYBRID SUV

POWER FOR MILES



NEDC
Comprehensive Range

1000+km

Ultra Low Fuel Consumption
(4.3L/100km NEDC)

4.3L

0-100 km/h

8.0s

in acceleration*

E-Drive Power

160kw

DC fast Charging in

20 min

30%-80%



Electric Made Effortless

The Geely EX5 EM-i is more than a vehicle; it's your gateway to smart, sustainable mobility. With sleek design, intuitive technology, and Smart hybrid performance, it's built to move you forward with ease, style, and purpose.



Designed to Make a Statement

With its confident stance and flowing proportions, the Geely EX5 EM-i embodies the future of electric design. Every line speaks of motion, every angle reflects purpose, a bold presence crafted to stand out on any road.

EVERY MILE, IMMERSIVE

Panoramic Sunroof

Panoramic sunshaded sunroof with 11-stage of opening and closing for higher flexibility



Alloy Wheels

Premium designs that complement the bold, dynamic exterior with 19" Goodyear tyres (MAX only)



LED Headlights

Striking illumination with modern styling.



Stylish Tail Lights

Distinctive signature that commands attention.

EVERY MILE, IMMERSIVE

Class Leading Multi Layers Marshmallow like Comfort Seat

Exceptional comfort and support designed to reduce fatigue on longer journeys.



Front Row First-Class

Class leading comfort design with unique Zero-pressure sponge

Ventilated Front Seats

Experience rapid cooling comfort with intelligent three-speed ventilation

Spacious Rear Legroom

Comfort for all, with an exceptional 1,005 mm of rear legroom.

Driver Seat Memory

Save your perfect position and recall it with one touch.

EVERY MILE, INTUITIVE

Hi Geely:

With the “Hi, Geely” intelligent voice assistant, the Geely EX5 EM-i responds to offline Voice Control that supports selected in-vehicle functions without requiring an internet connection, including window operation, sunroof control, bluetooth music playback, and other features that function independently of network connectivity.



15W Wireless Charging

Driver's seat equipped with wireless charging.



16-Speaker Flyme Sound

1,000W amplifier with roof-mounted sky audio and dedicated subwoofer.



Intelligent Headrest Speakers

Private listening without disturbing passengers.

EVERY MILE, INTUITIVE

FLYME AUTO

Flyme Auto seamlessly integrates smart connectivity and immersive entertainment, transforming every drive into a cutting-edge experience, allowing easy connectivity with both Android and iOS devices.



V2L AND V2V

The V2L and V2V functions deliver up to 3.3kW of output power, enabling you to charge external devices or even other vehicles, offering exceptional flexibility wherever you go.



THREE SCREEN INTEGRATION

The Geely EX5 EM-i features a 10.2-inch full LCD instrument panel, a 15.4-inch central control screen, and a 13.8-inch HUD, providing intuitive and synchronized control for a more connected and immersive driving experience.



MORE ROOM FOR YOUR NEXT ADVENTURE

The Geely EX5 welcomes you with spacious seating, refined finishes, and a clean, modern layout. Ergonomic seats offer lasting comfort, while smart storage keeps everything in place. Add to that ambient lighting, and every detail feels made just for you.

Up to
2,065L
of load space

528L
extra-large
convertible trunk

30+
accessible storage
compartments



30+ SMART STORAGE SOLUTIONS

Cleverly designed compartments throughout the cabin give you over 30 ways to keep essentials organized and within easy reach



EVERY MILE, INSURED



540° PANORAMIC VIEW CAMERA

Advanced safety sensors and cameras monitor your surroundings in real time, delivering protection from every direction.




ENGINEERED FOR IMPACT

Built around an ultra-high-strength steel cage with intelligent crumple zones and 6 standard airbags, our safety is engineered into the core of the vehicle.



SAFETY STRUCTURE

Geely's innovative GEA platform provides 140mm+ of safety distance between the battery and fuel tank, and the Shield Battery System protection keeps the hybrid battery system isolated, eliminating potential issues.



TESTED BEYOND LIMITS

Pur through 100+ full-scenario extreme working condition tests, 80 more than the national standard, including simulated collision, mechanical shock, immersion, damp heat cycle, salt spray, and thermal propagation.



BATTERY COMPARTMENT STRUCTURE

The innovative structure maximizes battery protection, keeping the batter cells safe from compression during impacrs, ensuring consistent stability in all conditions



GEA - GLOBAL INTELLIGENT ELECTRIC ARCHITECTURE

GEA is the intelligent architecture behind the GEELY EX5 EM-i, optimizing space, energy efficiency, safety, AI, and performance for a smarter and more dynamic drive.

ADVANCED DRIVING ASSISTANCE SYSTEM



It's got your back for miles, with an array of intelligent Advanced Driver Assistance Systems (ADAS), designed to make every journey safer and more effortless.

AEB

Automatic
Emergency Braking

LKA

Lane Keeping
Assist

CMSR

Collison Mitigation
Support: Rear

RCTB

Rear Cross-Traffic
Braking

ACC

Adaptive Cruise
Control

DOW

Door Open
Warning

ICC

Intelligent Cruise
Control

LCA

Lane Change
Assist

BSD

Blind Spot
Detection

ELKA

Emergency Lane
Keeping Assist

IHBC

Intelligent High-
Beam Control

TSI

Traffic Sign
Information

CMSF

Collison Mitigation
Support: Front

RCTA

Rear Cross-Traffic
Alert




GEELY SHORT-BLADE BATTERY

Resilient
to Punctures

Ultra-Long
Battery Life

Flash
Charging



INTERIOR COLORS

| FEATURE | Pro | Max |
|--------------------------|-----|-----|
| Standard — Sapphire Blue | ● | ● |
| Optional — Amber Brown | — | ○ |

● Standard — Not Available ○ Optional

Amber Brown



Sapphire Blue



VEHICLE'S DIMENSIONS



WIDTH 1905MM

WHEELBASE 2755MM

LENGTH 4740MM

HEIGHT 1685MM

EXTERIOR COLORS

**JUNGLE
GREEN**



**POLAR
BLACK**



**VOLCANIC
GREY**



**CLOUDVEIL
SILVER**



**ALPINE
WHITE**



**GLACIER
BLUE**



SPECIFICATIONS OF GEELY EX5 EM-i

| MODELS | | Pro | Max |
|----------------------------------|---------|--|-----|
| Exterior Length - Width - Height | mm | 4740 -1905 -1685 | |
| Wheelbase | | 2755 | |
| Engine Type | | 1.5L 4 Cylinder NA | |
| Battery Type | | Lithium Iron Phosphate | |
| Max Electric Motor Power/Torque | kW/Nm | 160/262 | |
| Transmission | | 1DHT Automatic | |
| Drive Modes | | Pure/Hybrid/Power | |
| Steering | | Electric Power Steering | |
| Suspension | | F-MacPherson/R-Multi-link | |
| Parking & Brake | | Electronic Parking Brake (EPB) & Automatic Emergency Brake (AEB) | |
| Tyre | | 18" Alloy Wheels 19" Alloy Wheels | |
| Airbag | | Front,Side,Curtain | |
| 0-100km/h Acceleration | s | 8.0 | |
| NEDC Pure Electrical Range | km | 105 | |
| NEDC Fuel Consumption-Combined | L/100km | 4.3 | |
| Seat Cover | | Perforated PVC Seats Surface | |

| EXTERIOR | Pro | Max |
|---|-----|-----|
| Power Adjustable Exterior Mirrors | • | • |
| Power Folding Exterior Mirrors | • | • |
| Panaramic Power Sunroof with Power Sunshade | — | • |
| Power Tailgate | — | • |

| INTERIOR | Pro | Max |
|--|-----|-----|
| 6-Way Power Adjustable Driver Seat | — | • |
| Ventilated Front Seats | — | • |
| Driver Seat With Memory Function | — | • |
| Front & Rear LED Reading Lights & Trunk Lights | • | • |
| 256-Color Ambient Lights | — | • |
| Auto-Dimming Interior Rearview Mirror | — | • |
| Automatic Air Conditioning | • | • |
| Rear A/C Vent | • | • |

| INTELLIGENT CABIN | Pro | Max |
|--|-----|-----|
| W-HUD (Windshield Head-Up Display) | — | • |
| 15.4" HD Central Screen & 10.2" LCD Dash Display | • | • |
| Dual-zone Front Audio Control | • | • |

| INTELLIGENT CABIN | Pro | Max |
|--|-----|-----|
| Apple Carplay & Android Auto Bluetooth Connectivity | • | • |
| FM Radio | • | • |
| USB Ports (Type-Ax2 & Type-Cx2) | • | • |
| Vehicle-to-Load (V2L) & Vehicle-to-Vehicle (V2V) Power Supply | • | • |
| 16-Speakers FLYME SOUND Audio System (Including 2 Headrest Speakers) | — | • |
| Wireless Charging | — | • |

| Safety | Pro | Max |
|---|-----|-----|
| Antilock Brake System (ABS) | • | • |
| Electronic Brakeforce Distribution (EBD) | • | • |
| Geely Traction Control System (G-TCS) | • | • |
| Hill Descent Control (HDC) | • | • |
| Hill-Start Assist Control (HAC) | • | • |
| Anti Rolling Program (ARP) | • | • |
| Multi-Collision Braking System (PIB) | • | • |
| Electronic Stability Control System (ESC) | • | • |
| 360° Transparent Chassis View | — | • |
| Rear Camera View | • | — |

| ADVANCED DRIVING ASSISTANCE SYSTEM | Pro | Max |
|---|-----|-----|
| Electronic Parking Brake (EPB) | • | • |
| Automatic Emergency Brake (AEB) | • | • |
| Auto Hold (AVH) | • | • |
| Adaptive Cruise Control (ACC) | • | • |
| Intelligent Cruise Control (ICC) | • | • |
| Lane Keeping Assistant (LKA) | • | • |
| Emergency Lane Keeping Assistant (ELKA) | • | • |
| Collision Mitigation Support Front (CMSF) | • | • |
| Traffic Signs Information (TSI) | • | • |
| Intelligent High Beam Control (IHBC) | — | • |
| Collision Mitigation Support Rear (CMSR) | — | • |
| Rear Cross Traffic Alert (RCTA) | — | • |
| Rear Cross Traffic Brake (RCTB) | — | • |
| Doors Open Warning (DOW) | — | • |
| Lanes Changing Assistant (LCA) | — | • |
| Blind Spots Detection (BSD) | — | • |


GEELY EX5 EM-i


THE BORN SUPER HYBRID SUV



SEE THE WORLD IN FULL



 KM28 Ismailia Desert Road

 info@aboughalymotors.com

 **19570**