



**DESIGNED FOR
YOUR EVERY MOMENT**



GEELY EX5
THE NEXT GENERATION SUV

POWER FOR MILES



(NEDC) Range

550km*

0-100 km/h

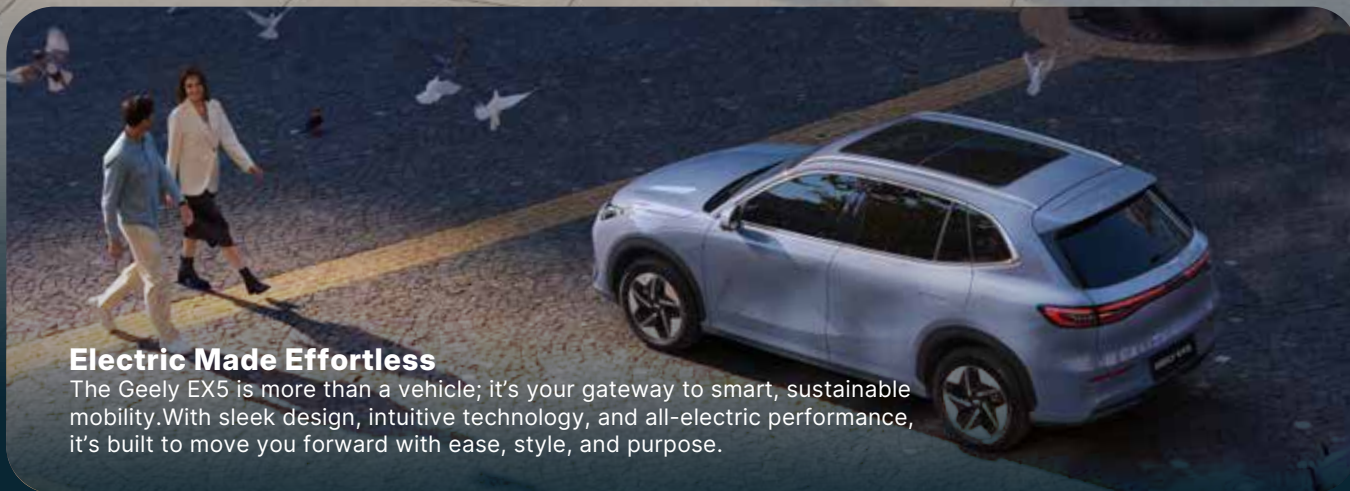
6.9s

in acceleration*

DC fast Charging in

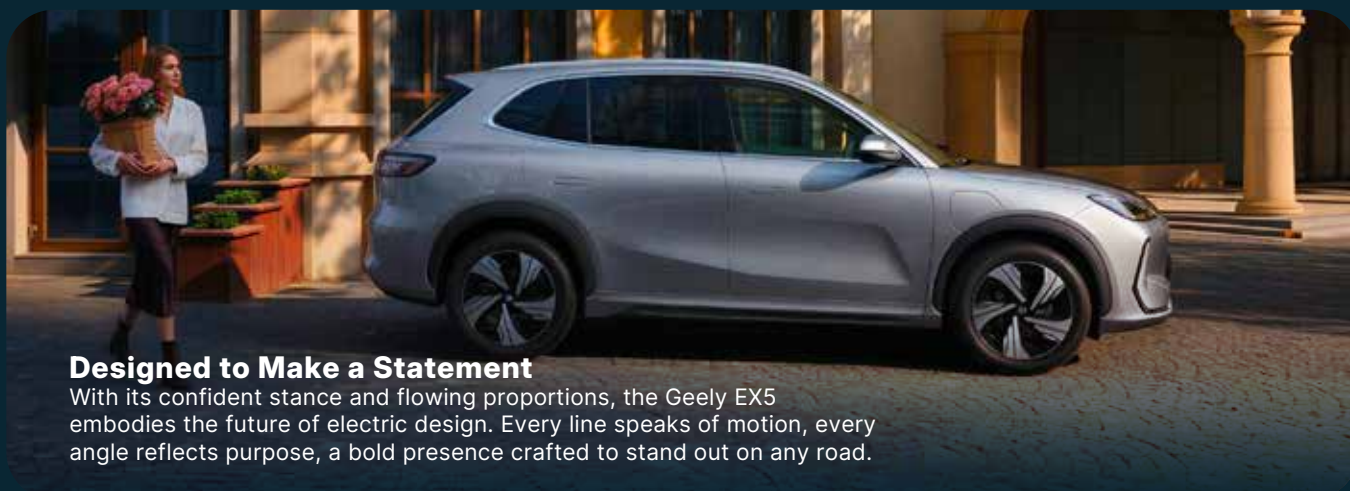
20 min

30%-80%



Electric Made Effortless

The Geely EX5 is more than a vehicle; it's your gateway to smart, sustainable mobility. With sleek design, intuitive technology, and all-electric performance, it's built to move you forward with ease, style, and purpose.



Designed to Make a Statement

With its confident stance and flowing proportions, the Geely EX5 embodies the future of electric design. Every line speaks of motion, every angle reflects purpose, a bold presence crafted to stand out on any road.

EVERY MILE, IMMERSIVE

Openable Panoramic Sunroof

Panoramic sunroof with 11-stage of opening and closing for higher flexibility



Alloy Wheels

Premium designs that complement the bold, dynamic exterior.



LED Headlights

Striking illumination with modern styling.



Stylish Tail Lights

Distinctive signature that commands attention.

EVERY MILE, IMMERSIVE

Multi-Layer Marshmallow Comfort

Exceptional comfort and support designed to reduce fatigue on longer journeys.



Power-Adjustable Seats

6-way electric adjustment for effortless positioning.



Reclining Front Seats

Transform your cabin by folding seats fully flat for ultimate versatility.



Front Row First-Class

Comfort Seat with 5+1 Layer Cushion and unique zero sensation relief layer

Ventilated Front Seats

Three-speed ventilation reduces temperature by 10-15°C



Spacious Rear Legroom

Comfort for all, with an exceptional 1,005 mm of rear legroom.

Driver Seat Memory

Save your perfect position and recall it with one touch.

EVERY MILE, INTUITIVE

Hi Geely:

With the "Hi, Geely" intelligent voice assistant, the Geely EX5 responds to offline Voice Control that supports selected in-vehicle functions without requiring an internet connection, including window operation, sunroof control, bluetooth music playback, and other features that function independently of network connectivity.



15.4" HD 2.5K Touchscreen

The Geely EX5 features a sleek 15.4" HD touchscreen that serves as the digital hub of the cabin. With a crisp interface and lightning-fast responsiveness, it seamlessly integrates navigation, climate controls, media, and sound control.



15W Wireless Charging

Driver's seat equipped with wireless charging.



16-Speaker Flyme Sound

1,000W amplifier with roof-mounted sky audio and dedicated subwoofer.



Intelligent Headrest Speakers

Private listening without disturbing passengers.

MORE ROOM FOR YOUR NEXT ADVENTURE

The Geely EX5 welcomes you with spacious seating, refined finishes, and a clean, modern layout. Ergonomic seats offer lasting comfort, while smart storage keeps everything in place.

1877L

trunk space

14L

rear seat
super storage box

10L

hidden bridge
Arch Storage space

33

smart integrated
storage compartment



EVERY MILE, INSURED



360° VIGILANCE

Advanced safety sensors and cameras monitor your surroundings in real time, delivering protection from every direction.




ENGINEERED FOR IMPACT

Built around an ultra-high-strength steel cage with intelligent crumple zones and 6 standard airbags, our safety is engineered into the core of the vehicle.



GEA - GLOBAL INTELLIGENT ELECTRIC ARCHITECTURE

GEA is the intelligent architecture behind the GEELY EX5, optimizing space, energy efficiency, safety, AI, and performance for a smarter and more dynamic drive.



TESTED BEYOND LIMITS

Put through 100+ full-scenario extreme working condition tests, 80 more than the national standard, including simulated collision, mechanical shock, immersion, damp heat cycle, salt spray, and thermal propagation.



BATTERY COMPARTMENT STRUCTURE

The innovative structure maximizes battery protection, keeping the battery cells safe from compression during impacts, ensuring consistent stability in all conditions.

L2 ADAS 360° COMPREHENSIVE PROTECTION



AEB

Automatic Emergency Braking

ACC

Adaptive Cruise Control

ICC

Intelligent Cruise Control

TSI

Traffic Sign Information

LKA

Lane Keeping Assist

ELKA

Emergency Lane Keeping Assist

CMSF

Collision Mitigation Support Front

CMSR

Collision Mitigation Support Rear

BSD

Blind Spots Detection

RCTA

Rear Cross Traffic Alert

RCTB

Rear Cross Traffic Brake

DOW

Doors Open Warning

LCA

Lanes Changing Assist




GEELY SHORT-BLADE BATTERY

Resilient
to Punctures

Ultra-Long
Battery Life

Flash
Charging



INTERIOR COLORS

FEATURE	Pro	Max	Max+
Standard — Dark Blue	●	●	●
Optional — Ivory White	—	●	●

● Standard — Not Available ○ Optional

Ivory White



Dark Blue



VEHICLE'S DIMENSIONS



WIDTH 1901MM

WHEELBASE 2750MM

LENGTH 4615MM

HEIGHT 1670MM

EXTERIOR COLORS

**MOSS
GREEN**



**CARBON
BLACK**



**FROST
GREY**



**MOONLIGHT
SILVER**



**SNOWY
WHITE**



**TURQUOISE
GREEN**



SPECIFICATIONS OF GEELY EX5

DIMENSIONS

	Pro	Max	Max+
Vehicle Length-Width-Height	4615 mm - 1901 mm - 1670 mm		
Wheelbase	2750 mm		
Min. Ground Clearance-Unladen / Laden	173 / 145 mm		
Seats	5		
Trunk Capacity (Min. / Max.)	461 L / 1877 L		
Curb Weight	1715 kg	1765 kg	1815 kg

NEW ENERGY

	Pro	Max	Max+
Drive Type	FRONT-WHEEL DRIVE (FWD)		
Electrical Motor Type	Permanent Magnetic Synchronous Machine		
Electrical Drive Type	11IN1 ELECTRICAL DRIVE		
Max. Net Power	160 kW		
Max. Net Torque	320 N·m		
Max. Vehicle Speed	175 km/h		
0-100km/h Acceleration	6.9 s	7.1s	7.6s
Battery Capacity	-	-	68.39 kWh
Battery Type	LITHIUM IRON PHOSPHATE		
WLTP Combined Driving Range	430 km	425 km	470 km
WLTP Electric Range combined Kwh/100Km	15.8 kwh/100km	16 kwh/100km	16.2 kwh/100km
NEDC Combined Driving Range	495 km	490 km	550 km
NEDC Electric range combined Kwh/100km	13.9 kwh/100km	14 kwh/100km	14.3 kwh/100km
Drive Mode	ECO / NORMAL / SPORT		
AC Slow Charging Time (10%-100% SOC)	6.1 h	6.1 h	7 h
DC Fast Charging Time (30%-80% SOC)	20 Min		
V2L (Vehicle-to-Load) Power Supply	•	•	•
V2V(Vehicle-to-Vehicle) Power Supply	•	•	•

CHASSIS

	Pro	Max	Max+
Suspension Type	F-MCPHERSON/R-MULTI-LINK		
Steering Type	ELECTRIC POWER STEERING (EPS)		
Braking System	F-VENTILATED/R-SOLID		

EXTERIORS

	Pro	Max	Max+
All-LED Automatic Headlights	•	•	•
LED Daytime Running Lights (DRL)	•	•	•
All-LED Through Tail Lights	-	•	•
Intelligent High Beam Control (IHBC)	•	•	•
Follow Me Home Lighting (Headlight Auto-Off Timer)	•	•	•
LED Turning Lights	•	•	•
AGS Active Grille Shutters	•	•	•
Panoramic Power Sunroof with Power Sunshade	-	•	•
Power Retractable Door Handle	•	•	•
Power Tailgate	-	•	•
Power Adjustable Exterior Mirrors	•	•	•
Heated Exterior Mirrors	•	•	•

INTERIORS

	Pro	Max	Max+
4-Way Manual Steering Wheel Adjustment	•	•	•
One-Touch-Up/Down Four Windows	•	•	•
256-Color Ambient Lighting	-	•	•
6-Way Power Adjustable Driver's Seat	-	•	•
4-Way Power Adjustable Passenger Seat	•	-	-
Completely Flat Back Driver Seat	-	•	•
Completely Flat Back Passenger Seat	•	•	•

Front Seat Ventilation	•	•	•
Front Seat Memory Settings	-	•	•
Front Seat Massage Function	-	•	•
Passenger Seat with 2-Way Power Adjustable Leg Support	-	•	•
Rear Seat Backrest with Dual Angle Adjustment	•	•	•
Underseat Storage Drawer in Rear	•	•	•

AIR CONDITIONING

	Pro	Max	Max+
Heat Pump A/C System	•	•	•
Automatic Air Conditioning	•	•	•
Unlock/Delayed Ventilation	•	•	•
N95 Antiviral Cabin Air Filter	•	•	•

ADAS

	Pro	Max	Max+
Automatic Emergency Brake-AEB	-	•	•
Adaptive Cruise Control-ACC	-	•	•
Intelligent Cruise Control-ICC	-	•	•
Collision Mitigation Support Front-CMSF	-	•	•
Collision Mitigation Support Rear-CMSR	-	•	•
Rear Cross Traffic Alert-RCTA	-	•	•
Rear Cross Traffic Brake-RCTB	-	•	•
Lane Keeping Assistant-LKA	-	•	•
Traffic Signs Information-TSI	-	•	•
Doors Open Warning-DOW	-	•	•
Lanes Changing Assistant-LCA	-	•	•
Blind Spots Detection-BSD	-	•	•
Emergency Lane Keeping Assistant-ELKA	-	•	•
Evasive Manoeuvre Assist-EMA	-	•	•
Front Cross Traffic Alert-FCTA	-	•	•

INTELLIGENT CABIN

	Pro	Max	Max+
Keyless Entry & Passive Start	•	•	•
W-HUD (Windshield Head-Up Display)	-	•	•
FLYME AUTO In-Vehicle Infotainment System	•	•	•
E04 Chipset	•	•	•
15.4" HD Touch-Screen	•	•	•
10.2" LCD Instrument Cluster	•	•	•
Dual-zone Front Audio Control	•	•	•
In-vehicle Bluetooth Connectivity	•	•	•
USB Ports (Type-Ax2 & Type-Cx2)	•	•	•
6-Speaker Audio System	•	-	-
16-Speaker FLYME SOUND Premium Audio System (including 2 Headrest Speakers)	-	•	•
Front 12V Power Outlet	•	•	•
Wireless Charging	•	•	•

SAFETY

	Pro	Max	Max+
Geely Traction Control System (G-TCS)	•	•	•
Two Front Airbags	•	•	•
Front Row Side Curtain Airbags*2	•	•	•
Side Impact Airbags*2	•	•	•
Front Parking Radars	-	•	•
Rear Parking Radars	•	•	•
360° Topview Surround Parking Vision with Transparent Chassis	•	•	•


GEELY EX5


THE NEXT GENERATION SUV



SEE THE WORLD IN FULL



 KM28 Ismailia Desert Road

 info@aboughalymotors.com

 **19570**